

# LLHB4 SERIES Industrial Lighting

LLHB4-300W-MP-40K-D-SR-480V

LLHB4-300W-MP-50K-D-SR-480V

POWER ADJUSTABLE 4TH GENERATION OF LINEAR HIGH BAYS,  
480V SENSOR READY

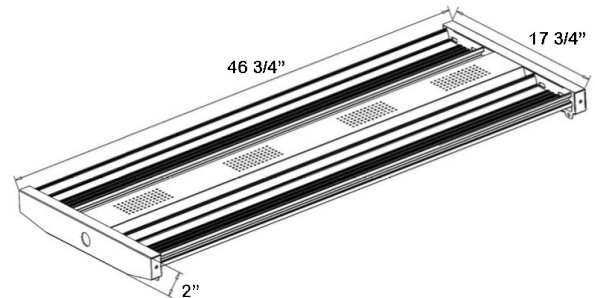
**MP** Multi Power/Wattage (Selectable)

Customer Name: \_\_\_\_\_

Project Name: \_\_\_\_\_

Note: \_\_\_\_\_

Type: \_\_\_\_\_



46 3/4" (L) X 17 3/4" (W) X 2" (H)

Ideal for replacement of conventional lighting systems such as HID and fluorescent. Applications include manufacturing warehousing and other large indoor spaces with mounting heights from 10ft. to 40ft. the fixture can be surface mounted also.

## Features

- High Quality LED Chips to Provide High Efficiency, Heat Dissipation
- Stability, And Lumen Maintenance
- Polycarbonate Lens, High Flame Retardant Point
- 50,000 Hours Rated Life
- 5-Year Warranty
- Multi-Power: The Switch Is On The Driver

## Technical Specifications

### Electrical:

- Voltage: 480V AC/50~60 Hz
- Wattage: 150W/225W/300W
- Power Factor: >0.95
- Efficacy: 136 LPW

### Mechanical:

- Pre-installed single-pin Audio Jack Socket for Motion Sensors; See Accessories
- Surge Protector
- Steel Housing
- Steel Thickness: 24 Gauge
- V-Hooks
- Unprecedented Quality.
- Aluminum LED Board
- Operating Temperature: -4°F ~ 131°F
- Suitable for Damp Locations
- 5-Year Warranty

### Lighting:

- Multi-Power: The Switch Is On The Driver
- Dimming: 0~10V Dimmable
- Lens: Polycarbonate Lens
- Total lumens: 40800LM (Per Industry Standards, Lumens are Reported Without Frosted Lens)
- Color Temperatures: 4000K and 5000K
- Color Rendering Index: >80
- Wide Beam Angle
- 50,000 Hours Rated Life

### Applications:

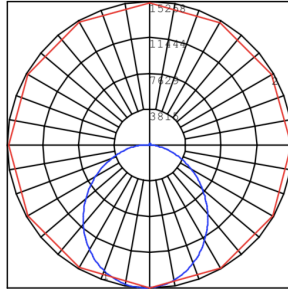
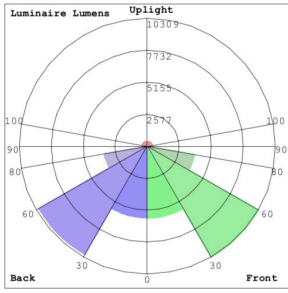
- Warehouse
- Manufacturing Plants Distribution Centers
- Industrial Commercial
- Grocery Stores Gymnasiums
- Cold Storage

### Other Models:

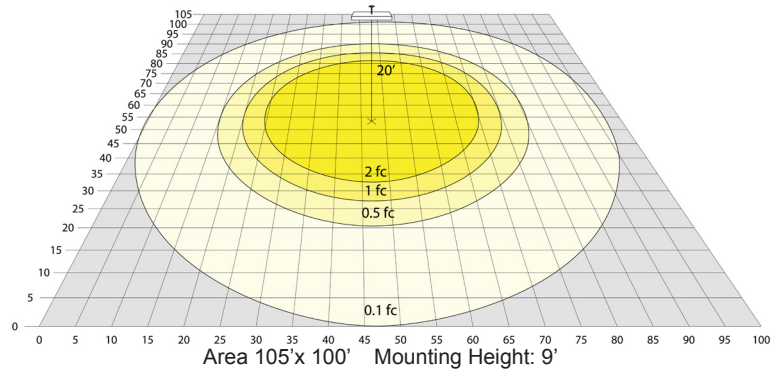
- 200W | 31000LM | LLHB4-200W-MP-40K-D
- 200W | 31000LM | LLHB4-200W-MP-50K-D



# Photometrics: LLHB4-300W-MP-D-SR-480V



BUG Rating: B5-U3-G4



## Other Views:



Front View



Side View



Back View

## Performance Table: LLHB4-300W-MP-D-SR-480V

MODEL NO.	Wattage	Voltage	Lumens	Color Temp.	BUG Rating	LPW
LLHB4-300W-MP-40K-D-SR-480V	150W	480V	20400LM	4000K	B5-U3-G4	136
LLHB4-300W-MP-225W-D-SR-480V	225W		30600LM	5000K		
LLHB4-300W-MP-300W-D-SR-480V	300W		40800LM			

## Sample Ordering

Model	Wattage	Multi Power	Color Temp.	Dimming	Sensor	Volt
LLHB4	300W	MP		D	SR	480V

40K = 4000K  
50K = 5000K

## Accessory Options

SCL-GSY10 = HEAVY-DUTY ADJUSTABLE 10FT. 1/16" SUSPENSION KIT WITH Y-CONNECTOR & LOOP GRIPPER & HOOKS  
 SCL-GSY20 = HEAVY-DUTY ADJUSTABLE 20FT. 1/16" SUSPENSION KIT WITH Y-CONNECTOR & LOOP GRIPPER & HOOKS  
 LLHB4-RODKIT = OPTIONAL ROD KIT, 3-1/4" DIA. X 40" H  
 OPT-LLHB-ULM-4FT-40W = 4FT UPLIGHT MODULE, 40W 200W & ABOVE  
 OPT-LLHB-ULM-4FT-60W = 4FT UPLIGHT MODULE, 60W 200W & ABOVE

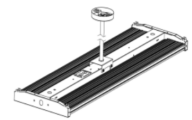
## Factory-Installed Options

Blank = No Option  
 WEC-3PR-78-AJ-WH =PIR SENSOR 1-PIN AUDIO JACK CONTACT 600W 40FT 120-277V 0-10V BI-LEVEL & RC (OPTIONAL RC WEC-3RC)  
 WEC-3PBT-78-AJ-WH =PIR SENSOR 1-PIN AUDIO JACK CONTACT 600W 40FT 120-277V 0-10V BI-LEVEL BLUETOOTH APP READY  
 OPT-EM-HB4INT = INTERNAL EMERGENCY BATTERY BACKUP  
 OPT-LLHB4-SMK = SURFACE MOUNTING OPTION  
 OPT-FWH-63 = 6FT 3-WIRE WHIP  
 OPT-FWH-65 = 6FT 5-WIRE WHIP  
 OPT-FWH-66 = 6FT 6-WIRE WHIP  
 OPT-HBC-125TL-WH = 8FT, 15A, 125V,WHITE  
 OPT-HBC-277TL-WH = 8FT, 15A, 277V,WHITE  
 OPT-HBC-125SB-WH = 10FT, 15A, 125V,18/3STR,WHT

## ACCESSORIES:



SCL-GSY10  
SCL-GSY20



LLHB4-RODKIT  
(Fixture Shown with LLHB4-RODKIT)



LLHB4-SMK  
(Fixture Shown with LLHB4-SMK)

## FACTORY-INSTALLED OPTIONS:



OPT-EM-HB4INT



WEC-3PR-78-AJ-WH

